

The powerful, long-life, high-pressure washer. With long hose range for larger cleaning tasks

This powerful Nilfisk easily handles larger and frequent cleaning tasks. From gentle cleaning of more soft or sensitive surfaces to blasting away ingrained dirt.

It has a long-lasting induction motor and offers a large range of operation with its 10m steel armed hose.

It is equipped with many invaluable features, when you need to work for longer periods of time; telescopic handle, sturdy wheels, long hose and one-hand operated hose reel as well as a rubber suspension to ensure lower noise.





To increase performance, this Nilfisk comes with Click&Clean connectivity for a range of optional accessories.



Picture shown may not represent model quoted




- 150 bar, max pressure.
- Sturdy built with aluminum pump and long-life induction motor.
- Automatic start/ stop system.
- 10m reinforced steelarmed hose for wider coverage and long life or 9m soft hose
- One-hand operated hose reel
- Telescopic handle with sturdy and robust aluminum tubes.
- Rubber suspension ensures a lower noise when working
- Easy storage of gun, lance, nozzles and foam sprayer onboard.
- Convenient storage of electric cable.
- Click&Clean nozzle system ensures quick and easy change of nozzle.
- The X-TRA model features a built-in trolley for increased mobility.
- Can be used as a stationary machine with optional wall hook.

● Standard equipment







Included accessories		Ref. no.	Min. required	E 150.2-10 H X-TRA UK	E 150.2-10 H X-TRA EU	E 150.2-10 PH X-TRA EU
<b>Hose and Connection</b>						
	HOSE STEEL ARMED 10M FOR MODEL	128500656	0	•	•	•
	HOSE TEXTILE SOFT 9M FOR MODEL	128500654	0			
<b>Nozzle - High Pressure Washer</b>						
	C&C POWER SPEED	128501153	0	•	•	•
	PR TORNADO RED2 LINES CLICK	128500657	0	•	•	•
<b>Accessory</b>						
	C&C FOAMSPRAYER WITH BOTTLE	128500077	0	•	•	•



The powerful, long-life, high-pressure washer. With long hose range for larger cleaning tasks


Included accessories	Ref. no.	Min. required	E 150.2-10 H X-TRA UK	E 150.2-10 H X-TRA EU	E 150.2-10 PH X-TRA EU
 CLEANING TOOL BLACK	6520844	0	•	•	•
G4 NOZZLE TUBE SHORT	128500676	0	•	•	•
 G4 SPRAY HANDLE W.SOFT COATING	128500071	0	•	•	•
 NILFISK PATIO ACCESSORY	128500702	0			•

• Standard equipment

Included accessories	Ref. no.	Min. required	E 150.2-9 X-TRA EU	E 150.2-9 P X-TRA EU
<b>Hose and Connection</b>				
HOSE STEEL ARMED 10M FOR MODEL	128500656	0		
 HOSE TEXTILE SOFT 9M FOR MODEL	128500654	0	•	•
<b>Nozzle - High Pressure Washer</b>				
 C&C POWER SPEED	128501153	0	•	•
 PR TORNADO RED2 LINES CLICK	128500657	0	•	•
<b>Accessory</b>				
 C&C FOAMSPRAYER WITH BOTTLE	128500077	0	•	•
 CLEANING TOOL BLACK	6520844	0	•	•
G4 NOZZLE TUBE SHORT	128500676	0	•	•
 G4 SPRAY HANDLE W.SOFT COATING	128500071	0	•	•



The powerful, long-life, high-pressure washer. With long hose range for larger cleaning tasks

Included accessories		Ref. no.	Min. required	E 150.2-9 X-TRA EU	E 150.2-9 P X-TRA EU
	NILFISK PATIO ACCESSORY	128500702	0		•

Model	E 150.2-10 H X-TRA UK	E 150.2-10 H X-TRA EU	E 150.2-10 PH X-TRA EU
Ref. no.	128471201	128471200	128471202

#### Technical specifications

	E 150.2-10 H X-TRA UK	E 150.2-10 H X-TRA EU	E 150.2-10 PH X-TRA EU
Pump pressure (bar/MPa)	Max 150/ max 15	Max 150/ max 15	Max 150/ max 15
Voltage (V)	230 - 240	230 - 240	230 - 240
Rated power (kW)	2.1	2.1	2.1
Power consumption (A)	10	10	10
Water flow Qmax/Qiec (l/h)	500/ 400	500/ 400	500/ 400
Hose length (m)	10	10	10
Max. inlet temperature (°C)	40	40	40
Length x width x height (mm)	395 x 345 x 900	395 x 345 x 900	395 x 345 x 900
Weight (kg)	19.8	19.8	19.8

Model	E 150.2-9 X-TRA EU	E 150.2-9 P X-TRA EU
Ref. no.	128470766	128470767












#### Technical specifications

	E 150.2-9 X-TRA EU	E 150.2-9 P X-TRA EU
Pump pressure (bar/MPa)	Max 150/ max 15	Max 150/ max 15
Voltage (V)	230 - 240	230 - 240
Rated power (kW)	2.1	2.1
Power consumption (A)	10	10
Water flow Qmax/Qiec (l/h)	500/ 400	500/ 400
Hose length (m)	10	10
Max. inlet temperature (°C)	40	40
Length x width x height (mm)	395 x 345 x 900	395 x 345 x 900
Weight (kg)	19.8	19.8















The powerful, long-life, high-pressure washer. With long hose range for larger cleaning tasks

● Standard equipment, ○ Supplementary accessories, □ Mountable equipment

Accessories		Ref. no.	Min. required	E 150.2-10 H X-TRA UK	E 150.2-10 H X-TRA EU	E 150.2-10 PH X-TRA EU
<b>Brush</b>						
	AUTOBRUSH ALONE	6411131	0	○	○	○
	Car brush head	128500463	0	○	○	○
	FIXED BRUSH SHORT NILFISK SP	128500685	0	○	○	○
	Garden brush head	128470457	0	○	○	○
	RIM BRUSH HEAD	128470458	0	○	○	○
	ROTARY BRUSH	6410762	0	○	○	○
	ROTARY BRUSH	126411395	0	○	○	○
<b>Accessory</b>						
	C&C FOAMSPRAYER WITH BOTTLE	128500077	0	●	●	●
	CLEANING TOOL BLACK	6520844	0	●	●	●
	DRAIN AND TUBE 8M	128500461	0	○	○	○
	DRAIN AND TUBE CLEANER ALTO	6410766	0	○	○	○
	G4 NOZZLE TUBE SHORT	128500676	0	●	●	●











The powerful, long-life, high-pressure washer. With long hose range for larger cleaning tasks



Accessories		Ref. no.	Min. required	E 150.2-10 H X-TRA UK	E 150.2-10 H X-TRA EU	E 150.2-10 PH X-TRA EU
	G4 SPRAY HANDLE W.SOFT COATING	128500071	0	●	●	●
	INLET SUCTION HOSE 3M	128500673	0	○	○	○
	MULTI BRUSH	128470456	0	○	○	○
	NILFISK C&C SUPER FOAM SPRAYER	128500938	0	○	○	○
	NILFISK PATIO ACCESSORY	128500702	0	○	○	●
	NILFISK POWER PATIO	128500955	0	○	○	○
	NILFISK WATER FILTER	128500674	0	○	○	○
	ROOF CLEANER	128470040	0	○	○	○
	UNDERCHASSIS SPRAY LANCE	6410763	0	○	○	○
	VSB SET - GREEN	6410891	0	○	○	○
	WALL HOOK	106411386	0	○	○	○
	WATER SUCTION KIT	126411387	0	○	○	○
<b>Nozzle - High Pressure Washer</b>						



The powerful, long-life, high-pressure washer. With long hose range for larger cleaning tasks












Accessories		Ref. no.	Min. required	E 150.2-10 H X-TRA UK	E 150.2-10 H X-TRA EU	E 150.2-10 PH X-TRA EU
	C&C CAR NOZZLE	6411136	0	○	○	○
	C&C POWER SPEED	128501153	0	●	●	●
	PR TORNADO RED2 LINES CLICK	128500657	0	●	●	●
	UNDER CARRIAGE SPRAY NOZZLE	6411135	0	○	○	○
<b>Hose and Connection</b>						
	HOSE STEEL ARMED 10M FOR MODEL	128500656	0	●	●	●
	HOSE TEXTILE SOFT 9M FOR MODEL	128500654	0			
	NILFISK BA VALVE COMP. GARDENA	106411177	0	○	○	○
<b>Accessory Kit</b>						
	MULTI BRUSH KIT	128470459	0	○	○	○
	O-RING KIT CONSUMER HPW	128500292	0	○	○	○

● Standard equipment, ○ Supplementary accessories, □ Mountable equipment

Accessories		Ref. no.	Min. required	E 150.2-9 X-TRA EU	E 150.2-9 P X-TRA EU
<b>Brush</b>					
	AUTOBRUSH ALONE	6411131	0	○	○
	Car brush head	128500463	0	○	○















The powerful, long-life, high-pressure washer. With long hose range for larger cleaning tasks

Accessories		Ref. no.	Min. required	E 150.2-9 X-TRA EU	E 150.2-9 P X-TRA EU
	FIXED BRUSH SHORT NILFISK SP	128500685	0	○	○
	Garden brush head	128470457	0	○	○
	RIM BRUSH HEAD	128470458	0	○	○
	ROTARY BRUSH	6410762	0	○	○
	ROTARY BRUSH	126411395	0	○	○
<b>Accessory</b>					
	C&C FOAMSPRAYER WITH BOTTLE	128500077	0	●	●
	CLEANING TOOL BLACK	6520844	0	●	●
	DRAIN AND TUBE 8M	128500461	0	○	○
	DRAIN AND TUBE CLEANER ALTO	6410766	0	○	○
	G4 NOZZLE TUBE SHORT	128500676	0	●	●
	G4 SPRAY HANDLE W.SOFT COATING	128500071	0	●	●
	INLET SUCTION HOSE 3M	128500673	0	○	○









The powerful, long-life, high-pressure washer. With long hose range for larger cleaning tasks

Accessories		Ref. no.	Min. required	E 150.2-9 X-TRA EU	E 150.2-9 P X-TRA EU
	MULTI BRUSH	128470456	0	○	○
	NILFISK C&C SUPER FOAM SPRAYER	128500938	0	○	○
	NILFISK PATIO ACCESSORY	128500702	0	○	●
	NILFISK POWER PATIO	128500955	0	○	○
	NILFISK WATER FILTER	128500674	0	○	○
	ROOF CLEANER	128470040	0	○	○
	UNDERCHASSIS SPRAY LANCE	6410763	0	○	○
	VSB SET - GREEN	6410891	0	○	○
	WALL HOOK	106411386	0	○	○
	WATER SUCTION KIT	126411387	0	○	○
<b>Nozzle - High Pressure Washer</b>					
	C&C CAR NOZZLE	6411136	0	○	○
	C&C POWER SPEED	128501153	0	●	●





The powerful, long-life, high-pressure washer. With long hose range for larger cleaning tasks

Accessories		Ref. no.	Min. required	E 150.2-9 X-TRA EU	E 150.2-9 P X-TRA EU
	PR TORNADO RED2 LINES CLICK	128500657	0	•	•
	UNDER CARRIAGE SPRAY NOZZLE	6411135	0	○	○
<b>Hose and Connection</b>					
	HOSE STEEL ARMED 10M FOR MODEL	128500656	0		
	HOSE TEXTILE SOFT 9M FOR MODEL	128500654	0	•	•
	NILFISK BA VALVE COMP. GARDENA	106411177	0	○	○
<b>Accessory Kit</b>					
	MULTI BRUSH KIT	128470459	0	○	○
	O-RING KIT CONSUMER HPW	128500292	0	○	○